



CHEESE BITS

W3CCX
CLUB MEMORIAL CALL

ARRL
Affiliated
Club



Volume LVIII

March 2017

Number 3

PREZ
SEZ:

We're going into the third month of 2017 and I'm thinking about heading north. I'm starting to miss the RF and antenna work and most of all, the upper bands. I finally got around to subscribing to

DUBUS and I'm getting anxious to get started on the my next band, 47GHz. I have a lot of gear accumulated over the past several years, and I'm making plans to get a couple of stations ready for the air.

While here in FL, I've had numerous conversations on HF with folks up in the north and northeast; even tried with W1SMS, but the band fell out as soon as we both got on the air. I'm just having so much fun out in the sunshine and great weather making plans for the next frontier of the K3TUF station.

WB2RVX had Ray, N2RG and his welder friend go over the plan of attack on his errant tower base section. Work is to commence in a week. The bands will be happy again when Mike gets back on the air.

We are glad that Jerome is back home and on the mend after his antenna experience; we need to convene a group to assist with his future antenna work to keep that great K3GNC station filling the air waves.

Hamcation events were occasioned with a great turn out from the Packrats. On Thursday evening before the event began we had just over 15 folks meet at Chili's down the road from the event. Attending were K1DS, N3YMS, W3HJ, W3ICC, K3TUF and guests

KA1ZE, K1ZE, KE1LI, WA3RGQ; some with spouses. This event, now over 70 years old, is getting to be a great way to meet up with old friends in a pleasant atmosphere during the winter.

The first Saturday in March will be the local club (Zephyrhills) hamfest and I'm bringing over a neighbor who has been wanting to get his ham ticket for years. Nice to meet new friends and help them along with some of life's desires.

Speaking of life's desires, the quest to get all solid state is coming further into fruition. I'm also bringing a 222 Larcan amplifier north to our VP and 222 band captain, KA3WXV. We need to get our 2m Larcan's going too (and I hear a number of you saying Amen).

So what is happening in March? The meeting this month is a combination of Home Brew night and Tech night. I'm pretty sure we won't be back in time, but our plans change regularly; you never know. Before the meeting is always a gathering for food at Giuseppe's starting at 6PM, with the meeting at 7:30. The Tech part is being called Hardware night, and Gary and Warren will be bringing the test equipment for bands up to 5.7GHz. Bring any hardware that needs tender loving care and attention. I am told that the Mario table that night will be an enhanced one; bring dollars for that, along with your latest project to display.

Spring Sprints start in April and the dates have been published in Cheese Bits, so make sure they are on your calendar now so nothing distracts you from these fun events. April is also our annual ARRL and awards night and we have another official visit from

Pack Rats **CHEESE BITS** is a monthly publication of the
Mt. AIRY VHF RADIO CLUB, INC. –Abington, PA.

We operate on a .PDF exchange basis with other non-commercial publications. Anything that is printed in CHEESE BITS may be reprinted in a not for profit publication, unless stated otherwise, provided proper credit is given. Deadline for articles and swap-shop is the monthly meeting date. Non-commercial swap-shop items free of charge.

Pack Rat Web Site: <http://www.packratvhf.com>

SUBSCRIPTION/ADVERTISING MANAGER:

Bob Fischer, W2SJ 23 Morning Glory Circle, Mullica Hill, NJ 08062
(609) 440-2916 bobw2sj@gmail.com

EDITOR:

Lenny Wintfeld W2BVH 709 Lincoln Av., Cranford NJ 07016
(908)-272-0559 lennyw@comcast.net

CLUB TREASURER:

Dave Mascaro, W3KM 1603 Mink Road Ottsville, PA 18942
(215)-795-2648 w3km@verizon.net

TRUSTEE OF CLUB CALL - W3CCX

Mike Gullo WB2RVX
(609)-743-6643 MGullo3@comcast.net

PACKRAT 222 MHz REPEATER - W3CCX/R

222.98/224.58 MHz (PL 136.5) Hilltown, PA

OFFICERS 2016-2017

PRESIDENT K3TUF, Phil Theis phil@k3tuf.com
VICE PRES: KA3WXV George Altemus ka3wxv@yahoo.com
CORR. SEC: WA3EHD Jim Antonacci jjantonacci@verizon.net
SEC: KB1JEY Michael Davis kb1jey@arrl.net
TREAS: W3KM Dave Mascaro w3km@verizon.net

DIRECTORS:

KB3MTW Michelle London mal61@comcast.net
W3SZ Roger Rehr w3sz73@gmail.com
W2SJ Bob Fisher bobw2sj@gmail.com
WA3DRC Ed Finn edfinn11@gmail.com
Honorary Director W3GAD Doc Whitticar w3gad@arrl.net

COMMITTEE CHAIRMEN

January Contest Bill K3EGE billk3ege@gmail.com
Bob W2SJ bobw2sj@gmail.com
June Contest: Phil K3TUF phil@k3tuf.com
VHF Conference: Rick K1DS rick1ds@hotmail.com
CoChairs
George ka3wxv@yahoo.com
Michael kb1jey@arrl.net
Awards Chairman Joe WA3SRU wa3sru@verizon.net
Quartermaster: Bert K3IUV bsoltoff@comcast.net
Membership Chairmen: Rick K1DS rick1ds@hotmail.com
Griff NE3I signalnaut@aol.com
Jim WA3EHD jjantonacci@verizon.net

PACKRAT BEACONS - W3CCX/B

FM29jw Philadelphia, PA
50.080 144.300 222.062 432.290 903.072 1296.264 **2304.043**
3456.200 **5760.195** 10,368.034 MHz (as of 1/17, red = off the air)

MONDAY / TUESDAY NIGHT NETS

VHF/UHF Monday:

TIME	FREQUENCY	NET CONTROL
7:30 PM	50.145 MHz	N3RG FM29ki Ray
8:00 PM	144.150 MHz	K3GNC FN20ja Jerome
8:30 PM	222.125 MHz	KB1JEY FN20je Michael
8:30 PM	224.58R MHz	W3GXB FN20jm Bob
9:00 PM	432.110 MHz	WB2RVX FM29mt Mike

Microwave Tuesday:

7:30 Coordinate QSO's on 144.260 for all Microwave bands you'd like to work. Also setup Q's at w4dex.com/uhfqso or **Packrat Chat Page W3SZ.COM**
Visit the Mt Airy VHF Radio Club at: www.packratvhf.com or www.w3ccx.com

the League. This year we have a return visitor, but it's been 18 years since his last visit. Former Contest Manager and current Assistant Secretary of the Corporation as well as Regulatory Information Manager, Dan Henderson, N1ND will be our honored guest. Get ready to hear more about the workings of the American Radio Relay League.

April also hosts two conferences and you know the first one in Manchester CT is hosted by North East Weak Signal and happens the weekend of the 21st through the 23rd. The following weekend is another VHF conference held in Charlotte and hosted by the South East VHF Society. My plan is to attend both.

It's not too early to put Hamvention on your May calendar, I know there are quite a number of Packrats who plan to make the new event this year in Xenia OH. We plan four sites made available to the club.

The June Contest is June 9 – 12 this year and we are planning more enhancements to the club trailer. This event is a must experience and it will be even more exciting with the return of a major EME effort. Planning is now starting for this major event. Get it on your calendar.

I can't fail to mention the Mid Atlantic VHF Conference, our own conference. Things are happening now to provide another hit, make sure you put October 6 and 7 on your calendar.



Prez Sez, in the works in sunny FL

I'll be back this month, so lets talk on lots of bands,

Phil, K3TUF

Mt. Airy VHF Radio Club, Inc.
'The Packrats'
January 2017 VHF Sweepstakes Contest

Total Logs: 65

Club Claimed Score: 1,998,637

Here's the results of the January Sweepstakes as compiled by W3KM. How did you do? Check it out below. Each frequency cell shows Q's and Grids for that frequency. What can you do to improve for next year? Start planning soon!

Nr	Call	QSO's	Total-Grids	Score	6M	2M	222	432	902/3	1.3 GHz	2.4 GHz	3.4 GHz	5.7 GHz	10 GHz	24 GHz	Laser
1	K1RZ	629	147	201684	135 25	193 33	93 23	81 18	36 14	44 14	24 8	8 4	6 4	9 4		
2	K3TUF	571	109	157505	151 23	122 22	67 14	89 16	31 6	38 6	24 5	19 5	15 4	11 4	4 4	
3	K3IPM	604	91	107562	193 20	155 23	65 10	100 15	21 5	35 7	17 5	11 4		7 2		
4	WA3NUF	521	85	90902	147 18	138 23	66 10	90 13	18 5	27 5	17 5	10 2	1 1	5 1	1 1	1 1
5	N3RG	418	100	90200	111 23	109 21	49 11	70 18	22 5	25 6	12 5	5 3	7 4	7 3		1 1
6	K1DS/R	431	53	76373	41 4	96 9	58 5	74 7	28 4	36 5	26 4	23 3	15 2	19 2	6 2	9 2
7	NN3Q/R	426	57	66177	48 5	129 10	69 7	59 7	30 5	30 5	19 4	16 4	10 2	13 3		3 1
8	WA3DRC	366	64	58880	81 17	83 12	50 7	58 7	21 5	32 6	17 5	12 2	3 1	7 1		2 1
9	W3SZ	286	66	52206	54 16	71 13	36 6	39 6	20 4	23 5	12 4	12 4	9 4	10 4		
10	K3GNC	365	68	47804	92 13	117 21	41 7	66 14		28 6	15 5	6 2				
11	N3FTI	473	71	42316	217 27	133 22	60 11	63 11								
12	WA3GFZ	360	56	41608	78 7	97 12	55 8	71 9	18 5	21 5	14 5	3 2	1 1	2 2		
13	N3YMS	272	68	30804	67 14	90 19	40 11	42 13	14 5	19 6						
14	W3ICC/R	427	51	30549	109 10	146 14	86 11	86 11								
15	WA3QPX	277	79	30415	146 33	75 20	16 6	20 8	6 4	11 5	3 3					
16	W0RSJ	366	61	29341	142 20	109 19	51 10	64 12								
17	W2KV	311	70	28420	76 18	164 33		67 17						4 2		
18	K3MD	268	69	26979	87 21	90 23	32 8	43 11		16 6						
19	WA2OMY	274	43	25929	65 6	138 19			18 4	24 4	15 4	8 3	6 3			
20	K0BAK/R	190	49	25921	45 8	38 6	24 5	29 5	11 3	12 3	9 3	6 3	5 3	3 3		8 3
21	W2BVH	251	56	25592	52 7	87 18	34 8	45 7	7 6	19 6	7 4					
22	KA3FQS	277	37	19795	68 9	73 9	47 7	50 6	15 2	13 2	7 1	4 1				
23	W3GAD	288	32	19424	55 4	72 7	51 5	55 4	20 4	23 4	10 3					2 1
24	AA2UK	236	59	16638	139 39	51 11		46 9								
25	W2SJ	256	35	14945	73 7	68 9	38 5	55 5	1 1	18 5	2 2					1 1
26	WA3YUE	209	35	14315	45 6	60 8	35 6	37 6	14 4	10 3	8 2					
27	KC2TN	230	39	13962	70 10	70 12	34 7	39 5		16 4						1 1
28	K3JJZ	264	33	13299	80 8	83 10	39 5	51 5	3 1	4 1	2 1	1 1				1 1
29	W3KM	193	42	12012	45 9	73 13	32 7	34 8		9 5						
30	WA3SRU	245	30	11430	62 6	75 8	41 6	53 6	1 1	13 3						
31	N3BBI	238	33	9768	104 11	76 11		58 11								
32	AA3JH	193	30	8250	79 10	38 7	35 7	40 5								1 1
33	W3HMS	136	36	7740	40 12	41 8	18 5	25 5	2 2	10 4						
34	KB3MTW	234	18	6912	56 5	80 4	34 2	38 3	13 2	13 2						
35	KA3WXV	180	25	6175	55 6	58 8	28 5	39 6								

Mt. Airy VHF Radio Club, Inc.
`The Packrats`
January 2017 VHF Sweepstakes Contest (cont'd)

Total Logs: 65

Club Claimed Score 1,998,637

Nr	Call	QSO's	Total-Grids	Score	6M	2M	222	432	902/3	1.3 GHz	2.4 GHz	3.4 GHz	5.7 GHz	10 GHz	24 GHz	Laser
36	WS3O	153	26	5148	54 7	54 10	29 6	16 3								
37	WB3IGR	112	32	5056	26 8	46 10	21 7	18 6								1 1
38	N2DEQ	158	25	5050	50 6	66 9	18 5	23 4		1 1						
39	WA3RLT	176	22	4818	56 5	77 11		43 6								
40	NE2U	124	27	4185	30 6	63 13		31 8								
41	KB1JEY	150	16	3584	42 3	42 4	28 4	36 3		1 1						1 1
42	W2TAG	94	19	2565	38 5	23 4	13 4	16 3		4 3						
43	N1XKT	113	16	2560	30 4	36 5	20 3	27 4								
44	WA2FGK	102	25	2550	102 25											
45	WA3NFV	147	12	2340	53 6	46 2	16 2	32 2								
46	K3MF	68	25	2100	21 9	31 10		16 6								
47	K1DS	84	14	1862	8 1	37 5	16 4	18 2		5 2						
48	WA3ELQ	137	11	1760	77 5	37 3	13 2	10 1								
49	K3VEQ	85	15	1710		56 9	20 3	9 3								
50	K3DMA	46	11	1364	5 1	11 2	10 2	8 1	3 1	3 1				1 1	1 1	4 1
51	NE3I	46	12	1188	12 3	11 3	8 2	10 3								5 1
52	AA3GN	49	11	1078	3 1	27 5	12 2		3 1		3 1	1 1				
53	K3BPP	44	21	1050	16 7	22 10		6 4								
54	K1JT	38	26	988	34 22	4 4										
55	WR3P	63	9	810	19 2	21 2	10 2	11 2		2 1						
56	K3EGE	25	10	730		7 3	7 3	6 3								5 1
57	WA2DTW	48	8	520	9 2	22 4	9 1	8 1								
58	K3HUW	52	8	416		52 8										
59	KB2AYU	18	9	270		6 3	6 3	6 3								
60	K2UYH	20	10	260		14 4		6 6								
61	W3GXB	29	7	231	11 3	14 3	4 1									
62	K3BFS	16	3	78		6 1		10 2								
63	W3FEY	4	3	24			4 3									

Mt. Airy VHF Radio Club, Inc. `The Pack Rats` January 2017 VHF Sweepstakes Contest (cont'd)

Total Logs: 65

Club Claimed Score: 1,998,637

Multi-OPS

Call	QSO's	Total Grids	Score	6M	2M	222	432	902/3	1.3 GHz	2.4 GHz	3.4 GHz	5.7 GHz	10 GHz	24 GHz	Laser
N3NGE	1213	182	441350	368 42	347 44	129 25	190 30	41 9	49 10	31 7	23 5	18 5	12 4		5 1
Ops: N3NGE K3EGE K9PW KB2AYU N3EXA NE3I															
WA3EHD	371	56	41160	87 10	118 16	51 8	62 9	16 3	14 3	11 3	9 2		1 1		2 1
Ops: WA3EHD K3DMA KB3SIG															

Mt. Airy VHF Radio Club January VHF SS Previous Aggregate Claimed Scores

Year	Logs Submitted	Score
2017	65	1,998,637
2016	70	2,238,450
2015	68	2,065,073
2014	68	2,277,747
2013	65	2,659,242
2012	77	2,491,702
2011	67	2,156,784
2010	70	2,699,809
2009	58	1,891,225
2008	63	2,232,731
2007	63	2,055,259
2006	57	2,724,560
2005	53	1,459,052
2004	56	2,856,837
2003	61	3,127,678
2002	49	2,113,624



K1DS Reports: I made a stop at the end of my rove to get some uW and LASER QSOs from KB1JEY. His station has certainly grown and gained integration.

Results from the Jan. VHF contest. I had to work the weekend so could only be on the air a few hours after getting home. First time I used a tropo setup. I usually use my EME setup but found it is difficult to zero in on stations because the beam width is narrow. This year I have 3 element beam on 6 meters, 17 elements on 2 meters, 19 elements on 70 cm and 45 elements on 1296. 2 meters is at 7 feet, 432 and 1296 at 65 feet and 6 at 60 feet. Running 100 watts on 6 and 2, 10 watts on 1296. No luck on 1296 though....probably because I am 70 feet below average terrain.

73, Wayde K3MF

Mt Airy VHF Radio Club Current + Previous 6 Years Scores by Station

Call	2017	2016	2015	2014	2013	2012	2011
K1RZ	201684						
K3TUF	157505	219675	132582	229330	272384	340091	229425
K3IPM	107562	93920	88788	82160	87480	111760	66276
WA3NUF	90902	116730	123156	118085	132496	147854	156604
N3RG	90200	108676	108070	78800	91000	106236	46588
K1DS/R	76373	52368	87497	100548	136242	112320	
NN3Q/R	66177	96448	71565	76096	110228	42552	79900
WA3DRC	58880	59160	59218	68839	94400	73100	81004
W3SZ	52206	111213	45784	33480	185725	83066	
K3GNC	47804	48977	38254	26826	34048		
N3FTI	42316	40950	22971	1862	931	3660	
WA3GFZ	41608	72504	67375	75768	68526	26049	16215
N3YMS	30804	41607	24832	44148	0	69286	33441
W3ICC/R	30549	28858	10428	7521			
WA3QPX	30415	31878	33128	54366	27840	247	31376
W0RSJ	29341	55480	35700	28408	50544	43512	46000
W2KV	28420						
K3MD	26979	20160	21513	12744	15433	11948	
WA2OMY	25929	19565	28620	44347	53392	57532	15171
K0BAK/R	25921	30240	6480				
W2BVH	25592	10730	9792	18432	14288	16014	13489
KA3FQS	19795	18648	21868	3859	5140	5136	276
W3GAD	19424	52	12258	30576	26688	19823	18040
AA2UK	16638	280					
W2SJ	14945	51179	27816	17520	15470	24	88764
WA3YUE	14315	10444	16296	8046	1650	8616	
KC2TN	13962	30186	35904	37855	15720	28832	5564
K3JJZ	13299	14689	5112	11296	14245	22736	16212
W3KM	12012	20163	8613	11016	14523	4104	17388
WA3SRU	11430	19844	18935	24435	32376		
N3BBI	9768						
AA3JH	8250	5103	4032	7020	4437	10640	2325
W3HMS	7740	6112	4669	6464	6688	10868	
KB3MTW	6912	8000	6780	4466	1960	795	1040
KA3WXV	6175	5208	5400	3043	3819	7830	

Mt Airy VHF Radio Club Current + Previous 6 Years Scores by Station (cont'd)

CALL	2017	2016	2015	2014	2013	2012	2011
WS30	5148						
WB3IGR	5056	1449	14681	22168	28560	26670	28535
N2DEQ	5050	3420	3080	3500	5452	5070	
WA3RLT	4818	4968	3116	1110	8704	14872	8576
NE2U	4185						
KB1JEY	3584	7748	7300	6573	6279	9126	6510
W2TAG	2565	11160	7722	869	4788	1344	
N1XKT	2560	4182	2171	50	10040	1750	
WA2FGK	2550	42672	21016	184426	116242		
WA3NFV	2340	3689	1507				
K3MF	2100	5250	2	3038			
K1DS	1862	748	2520	600	423	1176	
WA3ELQ	1760	2212	1651	2496	4536	3363	
K3VEQ	1710	2550	2227	3591	3630	6120	2736
K3DMA	1364	1430	1540				
NE3I	1188	490	2247	27	5510	8844	
AA3GN	1078	6250					
K3BPP	1050	624	576	756	1672	286	
K1JT	988	5612	13188	16714	25728	65940	111899
WR3P	810	1584					
K3EGE	730	36	784	328	84		
WA2DTW	520	663	376	864	441	3509	1710
K3HUW	416	2560					
KB2AYU	270	481	6804	90	315	15	
K2UYH	260	72					
W3GXB	231	915	400	1649	828	744	1275
K3BFS	78	228	448	222	140	913	880
W3FEY	24	85	182	217	2352	1241	1344
Multi-Ops							
N3NGE	441350	496386	507726	541680	591832	541722	541944
WA3EHD	41160	40866	41256	34680	45980	52399	33372

February 2017 "Crying Towel" Meeting Report

By Rick K1DS

There was really something for the club members to cry about as three of our members had recent falls. One was in an arm cast, another had a broken rib, and a third had a back injury, was hospitalized and was in rehab. The circumstances of all of the injuries were discussed with the members in attendance. The moral of the stories appears to me to be: have a helper or spotter when climbing a ladder or other structure. We already know that none of these were tower related, and we have a crew of well trained and super-safe tower techs. The current issue of QST also has a tower safety section and describes the safety activities typically followed by our trained group. Fortunately, none of the injuries will cause any permanent damage and the injured are either back in circulation or will be shortly.

So onto the more entertaining part of the evening---The panel of three judges included Doc W3GAD, Roger W3SZ and Rick K1DS. We must admit that things were more sparse this year in terms of things to cry about, yet there was a common theme: with all the advances in computing and digital techniques, we all need more development and practice.

W2BVH started things off with his comments about the use of N1MM and the single-op 2-radio feature that he tried to use. He had added 3 new microwave bands to his station, and although he was able to make QSOs on all of his bands, he said, "I almost didn't know what I was doing! I'm really not crying as the results were still great, even with the confusion."



K3JJZ blew a circuit breaker while running the bands, but had little else to tell.

WA3JZN failed to show up for the event as he was sidelined with a head cold.

WA3SRU suffered with a stomach bug that limited his operating time, but he managed to do major work to get the station running for 1-button operation. He needed something to hold things together, and it turned out that double-sided tape was his savior.

WA3GFZ was next at the mike and said only that his 5760MHz XMT died, I'm sure with his tech skills it will be ready for action again soon.

N3RG had a learning experience with his fully computerized set-up and operating all bands. His advice: "Be sure what window you are in on the screen. I had to shut off the computer and **reboot 18 times** during the contest."

N3YMS wins honorable mention with his story about the computer that wanted to be updated on Saturday morning of the contest. Percent by slow percent (we've all been there, right?) it got to about 17%, and when he tried to stop the update and get to work on the station, it just wouldn't cooperate. He tried removing the cmos battery to get it to reboot, but it wouldn't cooperate, so he **threw it out the window** from the top of the grandstands where his shack is located---about 130' high. The replacement computer was loaded with the logging software and it was ready just 10 minutes prior to the start of the contest.

KC2TN recognized that with his new computerized automation that he ought to rearrange his station way ahead of contest time. He began to take things apart and everything was fully disconnected over the December holidays. Then there were various family events, he got a bug of sorts, needed a new table, and when everything was reassembled, it didn't work.

WA3RLT started his tale of woe with the club meeting, the Thursday before the contest. He started getting a GI bug as the meeting was starting, but figured that since he was presenting his analysis at the meeting, that he'd stick it out. It's a wonder that no-one caught it from him. He thought that there was a dark cloud over him as he was the #13 attendee announced, and he had 13 slides in his presentation. He got a bit lost going home and wound up running some red lights and a stop sign, but managed to get home and take care of his illness. As a "procrasto-rat" he had checked out all of his bands except for 6m, and later found out that one leg of his dipole was short. He tried to calibrate his rotor with the XYL, but they were on different degree sectors, so by the time she had finished setting the rotor dial, the antennas were only half-way through their rotation. Without internet access, he calibrated his logging clock with WWV. His 432 transverter started to buzz, so he replaced it with KB3BBR's spare. Now he had to manually switch antennas, but that was a pain so he looked for a triplexer and found one. The problem was that the connectors were of the wrong sex. As the final coup, he noted that all of the power output was low, only to discover much later that he was inadvertently turning down the voltage output of the power supply every time he reached for another nearby knob. **His tale proved to be worthy of the judges award of the 2017 Crying Towel.**



K0BAK/R used the clubs microwave rover station and made the rounds to give out plenty of uW QSOs. He noted that the antenna on the base 4 bands was hanging loose, but he lacked a hex wrench to fix it.

W3GAD was a judge, but also chimed in with his woes about his 6m beam. He wound up using an omni antenna. He didn't have a parallel port on his computer for band switching and had to work through that issue in other ways.

WA3EHD at his multi-op station updated his computer to Windows 7. To those readers of Cheese Bits who do not know Jim, he is vision impaired, so he uses screen readers for his computers. He set up logging with the new OS and found out that the grid designator turned to red , but of course this was something he could not recognize. He invited another Packrat to assist and they tried a dry run. The digital display on his IF rig broke, but since he had a board that talked the frequency, he could get by with that. Then the computer screen reader stopped talking. He complained that he just couldn't teach sighted hams the intricacies of his station with its specific adaptations, and to top it off, there was no station on 3GHz in FM29 for him to get that multiplier. The final straw was that he missed all the text messaging from KBAK/R who was in his area, looking to run the bands with him. Pete couldn't understand why Jim was not responding to the text messages.

K3HUW contributed his excuse for a limited operation, a new Q signal: QTT. That indicated his departure from the contest to manage his child's temper tantrum.

KB3MTW had a few words for those who didn't have a band or two working that inhibited her ability to add to her station's score. She did add that having a chat with another club member on 6m did produce a lot of attention of breakers to get additional points.

W2SJ got an SDR from K3RG and using that as his IF rig and N1MM in SO2R mode, everything seemed to work perfectly prior to the contest. **He found that the SDR seemed to have a mind of its own.** He started his station improvements 8 weeks prior to the contest, but Murphy always intervenes: he had his grandchildren move in, and the room with the station was rearranged to accommodate them. As he contested, trying to get a virtual port to configure, arranging a common vs separate IF and locking or unlocking, he lost time trying to fix it during the contest. As a last resort, he pulled his TS2000X into service to have 1296MHz operational. His tale of woe won the mildly coveted 2nd place **Crying Tissue.**

February Meeting Pictures



JANUARY CONTEST WRAP-UP MEETING PICTURES





KOBAK/R JANUARY ROVE

By Pete Kobak

The goal for my rove in January was the same as last year: to visit as many Packrats as possible to give and get microwave points with the club's milliwatt microwave box which is equipped for 903 through 10G plus laser. These high bands are in addition to my normal Limited Rover (lower 4 bands with low power). Altogether this is 11 bands: ABCD9EFGHIP. Due to priorities at home, until only a few days before the contest, I wasn't able to give much advance notice to the 'Rats I was visiting or keep up with all member announcements.

With a couple of exceptions, my travel plan was the same as last year. 3 Rats did not get visits (or in one case was not home), but 2 were new, for a net loss of one visit.

As I did last year, I started at Reading's Mount Penn (FN20bi) on the low bands, hoping to get as many Qs and grids as possible before concentrating on driveway visits the rest of the contest. I was disappointed again this year that I couldn't get hold of Roger W3SZ to attempt microwave contacts. After almost three hours on the mountain, I wanted to get down to the valley before sunset because of **severe fog**. Although the fog was less severe in the farm land between Reading and Gap, it still slowed me down quite a bit ... even more than last year when the driving hazard was sudden ice patches.

My first driveway stop was the N3NGE multiop. Walking through this impressive station and seeing familiar faces there was fun. I made 2 laser contacts, one for the multiop and one with K3EGE, with me anxiously using a Morse cheat sheet. It was hard for the microwave op to find my signals but with a second effort from N3NGE himself we got all bands except 10g. In addition, HT contacts were made with KB2AYU, K3EGE, and NE3I at N3NGE's. Altogether I made 23 Qs at this stop, in addition to the 4 low band contacts I had already made with N3NGE from the mountain.

It was a short though slow trip just over the grid border to the Shady Maple complex, and again this year we made 10km line-of-sight microwave contacts to N3NGE from FN10 for a second set of all bands (ex 10g). I also heard and contacted Rick K1DS/R who was very close at a school. I drove to the school and we made contacts on all micros plus laser. As we both pulled out of the school driveway, Rick got my attention when he saw that **W3ICC/R was at the same school parking lot!** Pictures were taken of the three Packrat rovers in an unplanned rendezvous. Seeing the W3ICC rover, I understand better why they kick my butt in the Limited Rover category in other contests ... they have a TV van with a tall pneumatic mast like I want to use.



The next stop was a church on a hill that's line-of-site 1 mile from K3TUF. Phil answered my phone call and we made 5 microwave contacts (again 10g was a problem). After making a few more contacts in FN10, I proceeded to my FM19 stop west of Gap to make a few low band contacts. Due to the fog, it was getting too late so I had to decide to skip my usual FM29 stop east of Gap and sadly to skip my scheduled visit to Paul WA3GFZ. Paul had checked out and repaired the microwave box and a couple of the antennas in October, so I **highly regretted** having to cancel that visit. I drove directly home from the FM19 location.

Sunday morning, the first stop was Stan K3IPM in FN20, who answered my pre-8AM phone call confirming he still wanted a visit. We had trouble making contacts on microwaves, and ended up with only the low 3 micros plus filled out the low 4 VHF bands. After we completed the contacts, I turned my attention to my 6m loop element, which had pulled loose from the feed block and was only holding on above the road by the fairly small diagonal support rod; luckily I hadn't lost it (or caused an accident in the process). I lowered the trailer hitch mast to look at the damage, and realized the antenna element tube was held in the feed block by hex driven set screws, but I didn't have a hex wrench set. While Stan was trying to locate a wrench set, the estate owner was seen getting in her car to drive out, but I was blocking the driveway and using one of their chairs to hold the mast off the ground. In a panic I threw the mast back up, haphazardly wedged the cable, moved the chair, and backed out of the way as quickly as I could. After the owner drove off and a hex set was located, I repaired the antenna and checked it with an antenna analyzer. **The day was not starting out well.**

Next was a string of 3 fairly close Packrats, starting with Doc W3GAD. We struggled quite a bit and the stop took much longer than I wanted, but ended up with 8 Qs (incl. laser and 3 micros). Ed WA3DRC was an efficient stop like last year, logging 10 bands; we only missed 5g due to a likely problem with Ed's attic antenna. Finding the home of Michelle KB3MTW and Neil W2GTV was much easier than last year, and more successful. Although we had some problems at first, we finally managed to log contacts on all 6 of both stations' available bands (50-1296). When I was ready to leave I called the next 'Rat on my list Jim WA3EHD, but I couldn't get him on the phone. I drove to Jim's place anyway, but when I arrived no one was home. The last stop in Pennsylvania was El, K3JJZ, where we worked fairly easily on all 8 of his available bands, including laser.

The longest leg of the rove was to Joe KC2TN in FM29. (WB2RVX would have been my first NJ stop but Mike was not in this contest). We worked Joe's limited number of bands plus laser, but I almost ended the rove there because rain water was dripping through the window opening for the four low band cables and getting close to getting on the transverters and amplifiers. Joe kind-of gave me a look that made me want to press on. I called Bob W2SJ to tell him when to expect me, but Bob said his microwaves were all off line and suggested I skip him. I then proceeded directly to Ray N3RG, where we made all 11 bands with relative ease, and Ray showed off his much improved band switching automation. Because last year was so disappointing when I ended at Cape May FM28, I instead headed home from Ray's with a brief stop at Mullica Hill for a few more low band contacts. Surprisingly only got N3NGE on 6m, but did get Jim WA3EHD on all four low bands. From there I got home about 3 hours before the end of the contest to allow me to de-ham the minivan before a forecasted storm later that night.

My score of 25,921 was about 14% less than last year, but given less operating time due to weather and the net loss of one driveway visit, that isn't too bad. Assuming I'll still be using the minivan with the club microwave box next January, I have a couple ideas to improve and hopefully I'll have more route planning time.

MY EXPERIENCE WITH THE JANUARY 2017 CONTEST

Bill Schaffer, WS3O

This was not my first VHF contest, but it was my first time as club member. Being connected with the group certainly did help my score. And actually being able to put faces with the voices added more depth to the experience. I would hear a call sign, and think "oh, yea, I know who that is." It also helped embolden me a little more to interrupt someone else's QSO to get them in the log.


Goal:

My goal this time around was pretty simple: exceed my previous high score. According to the ARRL, that was 920 points last June. To achieve this, I had planned to increase my coverage to three bands: 6m, 2m, and 70cm. I acquired one of the Ukranian-sourced 222 transverters, and it does indeed work, but it would require switching in and out with my 6m setup, and I couldn't seem to locate my coax switch. (I will integrate the transverter in the coming months.) Thanks to the club lending me an FT-736R, I was able to avoid the coax switch, and get on 1.25m anyway. The radio had the module for 1296, but for some reason, it could receive, but was unable to transmit. So, I went on the air with four bands.

Getting on the air:

Still, getting those four bands on the air had some challenges. The biggest challenge was finding time to get set up. My work and my kids soak up much of my time. A week before the contest, and I still needed to finish building my 2m Yagi, let alone get the antennas in the air.

I do not have a "permanent" station. Instead, everything is fairly "transportable". I have a push-up tripod mast, which stores in a rather hefty bag for relocation. I also use top-rail sections from chain-link fence as antenna masts (see the photo). It was pretty dismal weather the weekend of the contest, and not great for photography. The 6m beam is on the left, at a height of about 25 feet. The 2m beam is on the right, at about 30 feet.



One problem that I discovered with the 6m beam, was that it was in a bad location with respect to the house. It was not above the roof, so the house cast a bit of a shadow and raised the noise floor. I was able to get K2LIM on 2m and 1.25m, but I could just barely hear them on 6m. Something to improve for next time.

These two antennas were **hand rotated** whenever a change of direction was needed. I made a guying collar using a PVC reducing coupler. The PVC sat on top of a U-bolt, which was attached to the mast. Three holes were drilled through the PVC, and the guy lines were attached with "S-Biners". Since the PVC itself wasn't fixed to the mast, the mast could be rotated inside of it.



Interestingly, the ground was so soggy, I could push the 1.5 ft stakes into the ground with my foot. I was a bit concerned that they might come loose during the weekend, but they did hold fast.

The mast, which was built with chain-link fence parts, worked out pretty well. The top-rail comes in 10ft segments (I think it is actually 10.5 ft, but they nest inside each other.) I used two of these for the 6m beam's mast. The nested joint is not really meant for a vertical arrangement and is not very sturdy. I improved this by wrapping the joint with tape. Then I placed a 5ft piece of PVC to go over the top-rail, to span the joint. Since the PVC is a loose fit, I had to use a saw to make slits in the ends of the PVC, and then put hose clamps over the slits to tighten the PVC onto the top-rail. All of this was resting on a U-bolt to keep it vertically positioned, but I found that to be unnecessary. This system worked out pretty well, and I am going to try three sections for the June contest. This top-rail mast was then put into a tip-over base, that I had made from an old wooden mailbox post. It was stabilized with cinder blocks, and the guying arrangement mentioned above.



The smaller antennas, 1.25m and 70cm, were put on a rotator and strapped to the chimney. This was the first time I had ever used a rotator. Up to now, all of my rotating was done by me, which is ok, I don't mind the activity. However, it is next to impossible to peak a signal that way. Go outside, rotate a little, go back inside, check the radio, repeat. (I will have to acquire two more rotators...)

The other challenge was with the FT-736R, as it came to me with no microphone. I had a Yaesu microphone with the 8-pin round connector, but the pinouts didn't match. My solution was to cut the end off of an Ethernet patch cable, and punch it into an RJ45 jack from Home Depot. This was inserted in-line between the microphone body and the coil cable. I don't think the impedance is quite right, but it worked enough. I will have to research that a little bit more.

Operation:

I have no real tales of woe: everything worked. I found myself mostly tuning around 6m hunting for people. I did the same on 2m, but to a lesser degree. I never did sit on a frequency and go fishing, even though I was planning to spend some time calling CQ Contest. Next time. I have to say that the VHF operators out there are a very pleasant bunch. I waited a while for some conversations to end before reaching out, and wound up in a few conversations myself. Everyone was polite and cordial, unlike some of the HF events I have heard.

Conclusion:

The contest itself went very well for me. I exceeded my goal several times over. Well, assuming I didn't make any logging errors, and people didn't log me as W3SO. (I still need to get that station into my log...). Even so, there are some areas I need to improve upon. I want to get a few more rotators. I need to move the 6m antenna further away from the house, laterally or vertically. Two of my feedlines were rather piecemeal, and I am going to upgrade to contiguous pieces between the antenna and radio. On top of all that, I want to explore meteor scatter. I did try the software, but I didn't have it configured correctly, and didn't have the time to dig into it prior to the contest. **Looking forward to June.**

Bill, WS30

HamCation 2017-Packrats Attend in force

By Rick, K1DS

Several Packrats (K3IPM, KB3XG, W3IIT) have migrated to southern Florida, while others have decided to become “snowbirds” (K1DS, K3TUF, W3HJ) and K3JJZ is classified as a “snowflake.” Additional visitors this year included W3ICC, N3YMS and WA3NUF. With the exception of John, KB3XG, we all converged on the 71st annual HamCation hamfest and electronics show in Orlando at the fairgrounds on February 10-12, 2017. I took an indirect route to get there, as I was meeting with W1LVL, now KU4VQ, to get the 432 beam that I bought from him earlier. Since we live 3 hours apart, he was kind enough to meet me near Titusville to deliver it. From there it was on to Orlando, a supposed easy drive from our rendezvous, but the traffic in Orlando is crazy!



I checked into my hotel and headed to the Holiday Inn Express where others were staying. We enjoyed dinner at a local Chili's restaurant together with some of the NEWS members. I also was able to buy a 2m beam that evening from another local so we didn't need to drag it in and out of the fairgrounds. I got a good night's sleep to be able to manage the rigors of the event. I was there only on Friday, but it seemed that the activities were the same for the three days, except that there were more presentations on Saturday and Sunday, and reportedly bigger crowds.

As you drove along Colonial Drive on Friday morning there were large electronic signs directing you onto the massive

parking lots. The party starts there at 9AM, no sooner, for buyers. It suits the laid back Florida style. Many RV'ers, trailers and campers had already set up housekeeping the day before in the large field reserved for them. There was a ticket booth that charged the \$15 admission for all 3 days with cash or credit. The line moved quickly and I was in and grabbed my first deal of the day, some military surplus masts with a base, ground stakes, guy ring and camouflaged guy rope—the package for \$23. It seemed that that would be the only deal of the day, as I already had the antennas that I needed, and now the mast to mount them. The only other thing that found its way into my pocket was a pair of panel knobs and



Hamcation cont'd

dial lights. Despite my limited purchases, I did see sellers with big wads of cash. Apparently someone was buying.

Many radio-equipped emergency vehicles were on display between the main buildings, and it was nice to chat with some hams from Lubbock, Texas. I served my 2 years in the USAF at Reese AFB and we lived in Lubbock in 1971-73 and I was VP of the Caprock ARS in Lubbock. There was also a ham family—licensed parents and 4 licensed children, all active, with one daughter doing the AMSAT demonstration satellite QSOs for the attendees.

There was a huge building filled with commercial exhibitors with loads of their products on display and stacked for sale. A second building was also set aside for commercial vendors and club displays. I stopped and chatted with the “telegraph office” operator and spent some time at the SARA (Society of Radio Astronomers) table, checking out their activity. The third large indoor building was for individual sellers, and it was a magnified version of what we used to see at Hamarama: consumer electronics, vintage rigs, parts galore, computers, flat-screens, servers, boat anchors, boxes of junk, CW keys of every vintage, and more junk. The outdoor spaces were also filled with similar “schtuff” including non-radio arts and crafts items. As I checked the asking prices and marked prices, some of the numbers seemed astronomical, but there were bargains to be had too, especially with radios that might have been 0-15 years old, but not specifically collector or museum items. Steve Costro and Sandy were there selling non-DEMI surplus items, and I ran into Jeff K3DUA who had his usual spread on a popular walkway.

My afternoon was spent with two presentations. The programs were conducted in unique inflatable structures that sat about 80 folks on folding chairs. I enjoyed listening to W7BDO speaking on taking ham radio operations to the field with a personal radio pack, new lithium batteries and portable antennas. Bart Jahnke W9JJ was also there from the ARRL, speaking about radiosport (contesting) and announcing the new 222MHz and Up Distance Scoring Contest in August. We have to get the club organized to participate in that in a big way.

Looking at a 3 hour drive home, I started to make my plans to leave. I connected Bart to Phil to be sure he could get a VHF amp for KA3WXV. I passed my prize ticket to Drex so he could watch to see if I won anything. He scored his high-power relay, so his purchasing was done for the day. Traffic was building and I managed to make it home by 6:45PM. The Florida Turnpike moves quickly (like 80mph) if the weather is clear. Hopefully I'll be able to bring some of my radios south and do some temporary 2m and 70cm activity next year. I'm sure that one visit to HamCation was enough for me.



The Top 10 Most Important Ham Radio Developments since 1914

This is an embellishment of the text and slides from a Power Point presentation that I gave to the members of the South Mountain Radio Amateurs Club of Carlisle, PA on 17. It was well received and there were not as many dissenting views on the conclusions that I had envisioned. Perhaps that stems from the notion that sleeping men seldom dissent, HI!! ...but we have few in slumber land at our meetings.

73, John, W3HMS

The History Channel and others have presented the Top Ten Tanks of WW2 or the Top Ten Airplanes of 1914 to 1945, etc. and they build suspense by starting at number 10 and working down to number 1. It seemed to me that I had never seen such a presentation on amateur radio and I knew it was time for one. The timing seemed to coincide with the 100th anniversary of the founding of ARRL. Some may note that vacuum tubes are not on the list but they were invented in 1906. In formulating the Top Ten, the advisory panel became the members of the Microwave Luncheon (MWL) group that meets every two weeks in Elizabethtown and includes 4 Rats; Chief 'Rat K3TUF, W3SZ, W3FEY, and me, W3HMS.

The panel was

Roger, W3SZ; Phil, K3TUF; Glenn, K3SWZ; Steve, K3WHC; Rich, AB3RK; George, W3FEY; Joe, WA3PTV and Don, WA3RQG.

The final decisions were mine, however, I was guided so very much by the items that appeared on many lists and their placement position on the individual lists.

The selection criteria we used: 1. Widespread application in Ham Radio, i.e many people using the technology. 2. Importance over a long time period. 3. Major improvements resulted.

The following candidates are cited in alphabetical order:

1. ARRL Founded.
2. Coaxial Cable
3. Digital Modes/WSJT Suite
4. Internet.
5. Oscar Satellites.
6. PCs/Software
7. Repeaters
8. Software Defined Radio
9. Solid State RF Amplifiers
10. SSB
11. Superhetrodyne Receiver
12. Transistors/ICs/LSI
13. Use 200 meters and higher frequencies
14. Weak-signal reception.
15. Yagi/other gain antennas

Anyone can pose the question "Who is right" and we must say that there is no world-wide arbiter on the topic. I suggest you consider making your own selection criteria and then make you own list. From my view, this list may well change over time as the significance of technical improvements is viewed in comparison with newer technologies arriving on the scene.

So, here we go with our list and the supporting rationale.

10. Software Defined Radios.

Rationale: a) Specs best...see Sherwood Engineering Report(<http://www.sherweng.com/table.html>. b) Waterfall shows so much!!! c) It will grow into Top 5 very soon .

9. Solid-State Power Amplifiers.

Rationale: a) Low VDC...much safer than tube amplifiers. b). Much smaller/cheaper for same power levels. c). More dependable.

8. Yagi/Other Gain Antennas.

Rationale: a) Vital on and above 144 MHz. b) Gain cheaper than that provided by SSPAs. c) Very wide usage among hams.

7. Digital Modes/WSJT Suite.

Rationale: a) QSOs reach well down into the noise. b) 25 watts +/- in common use. c) K1JT has given so much to hams. (I use 3 FB programs often!!)

6. Personal Computers/Software.

Rationale: a) Makes digital methods possible. b) Comm. efficiency so much higher. c) Brings Internet to help hams. d) PC logging help to hams.

5. Repeaters.....most often on 2 meters.

Rationale: a) "Big" for EMCOM by many hams. b) High ratio of enjoyment to investment (Fun/\$) c) Many/most hams use them.

4. Transistors/Integrated Circuits/LSI.

Rationale: a) Made most all Top 10 items possible. b) Made so many projects smaller and lighter. c) And the end of progress is NOT in sight.

3. Use of 200 meters and higher wavelengths.

Rationale: a) If continued below 500 KHz, much DX impossible. b) LF=power =weight and bulk. v) Best DX found above 4 MHz.

2. SSB.

Rationale: a) A 9 dB gift vs. AM. b) More narrow voice signals on bands. c) No heterodynes of old on the bands. d) QRP DX/P now possible and routine.

1. Superheterodyne Receiver.

Rationale: a) Used for 100 years and almost 100 % in stations. b) Used in ham stations, cars, boats, planes, portable. c) Super pervasive in the ham world. d) Works very well....doubt??...try a TRF or superregen!!!

The audience reaction was positive and I avoided the dreaded "Hey, Sam...you get the tar and I 'll get the feathers" which really ruins a pleasant day, Hi!!!.

In summary, opinions may vary widely on what is #1. We suggest the doubters draft their own list using the same or different criteria. In each selection, we have focused on the importance of technical achievement benefitting the hams.

This is the end..... but it is also the start of another 100 years for technical progress and achievement.

The Future of Broadcast TV

By Michael KC4ZVA

Sent to Cheese Bits by Rick Walter WB3CSY

Talked to the crew onboard the ISS today, but not the usual Amateur radio way. I am a broadcast TV engineer and we had a group from the local high school come to our studios where we linked them up with the ISS crew. Not on the expected 2 meter 145 frequencies, but up on 14Ghz and down on 12Ghz, Ku band. The link actually went via NASA's Houston comm center and not directly to the ISS. Our uplink dish is 12 meters in diameter and capable of an ERP of about 3.5 million watts. It's been a while since I did an uplink as almost everything coming in and going out of our station is fiber based these days. Even our "live" trucks are moving away from microwaving their video back to the studio. In lieu of that a neat little box called the "Back Pack" is used. It's basically a box with 6 cellular connections all bonded together to allow very high bandwidth. The photographer straps it on his back and plugs his camera directly into it. No more need of an expensive microwave truck. There are also some other pretty cool technologies coming down the pike that I can't even talk about. The future of communications will be changing whether it be watching TV or talking on your amateur radio to the LEO satellites. Can't wait to see what the future holds.

'The VHF/UHF DX Book'

A 2017 Replica Edition of this well known book is now available for free download.

Get it at http://www.trpub.net/html/dx_book.htm (with an underscore, not a space)

'The VHF/UHF DX Book' was written in the early to mid-1990s by a team of experienced VHF/UHF DXers and equipment developers, in an effort to pass on their knowledge and stimulate further developments. But eventually the book went out of print, and information of lasting value became trapped on the printed pages.

To keep that information alive for future generations of VHF/UHF DXers, a digital replica of the Second Printing (1995) has now been released as a free download, by kind permission of the copyright owner TRPublishing and its proprietor Trevor Preece. As with all older books, the challenge for the reader is to separate the parts that are of lasting value from other parts that have become dated. But we make no apology for that; even the outdated parts remain an accurate snapshot of VHF/UHF DXing in its heyday.

Bit of a Breeze Today

February 9, 2017

2m array was turned 20 degrees but compensated it in program. I will have to find out how it turned since I pinned it with a stainless steel 3/8 schedule 8 bolt. Hope just the rotator turned otherwise it'll be **even more work**. paul, wa3qpx

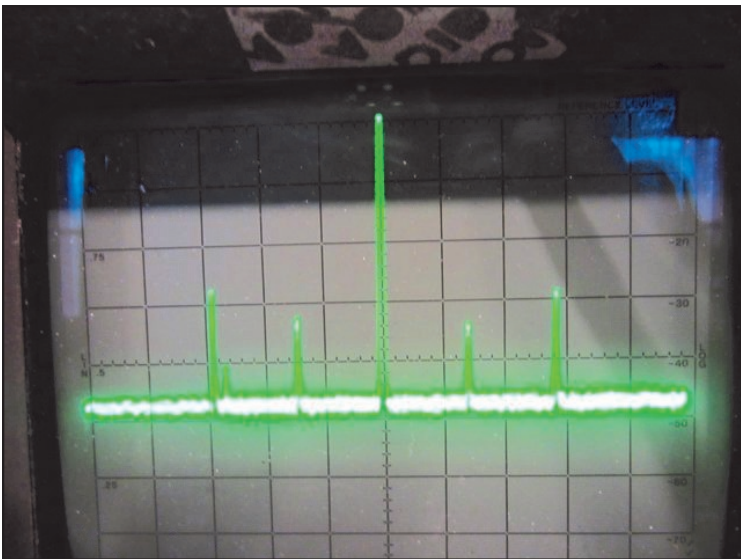



10 GHz Pipe Cap Filter

Hi Lenny,

Made my first attempt at a 10 GHz pipe cap filter. Kinda ugly but really works! Has a very nice resonance as you tune the screw in and knocks the image and LO down by 30 dB. I think going forward I will abandon the three stub tuner method, too touchy. Loss at 10368 seems negligible as I am still getting +10 dBm out of the portable unit. I have all the parts to upgrade it to 1 watt. Got a plastic NEMA box for \$19 which should hold everything for the 1 watt portable 10GHz rig.

CUL Dave W2KV



Hi Dave,

That really does look good. How did you decide on probe lengths and distance from the side wall -- just a wild guess? Who cares how ugly it is if it works.

Do you get 10 dBm on a power meter with and without filter. That would confirm the calibration of the s.a. \$20 for a plastic nema box sounds like a really good price. I'll keep it in mind.
73, --Lenny

Lenny,

The power meter and SA agree pretty closely on power. The frequency readout holds within a couple of MHz at 10G. There is an original paper online by I think W1GHZ on probe length vs bandwidth. The placement and spacing of probes seems to be secondary. Google "pipe cap filter." Loss goes up with shorter probes but the filter gets sharper. This one has 0.125" which seems a good compromise. The hard part is jiggling the thing so when the solder melts everything doesn't move about.

CUL, Dave

Lucy, I'm Home!!

Greetings fellow Packrats. Thanks for all of the well wishes! I am home starting a probably lengthy recovery regime. I am expected to make a full recovery. That is the good news. The bad news is my antennas went down in one of the recent high wind days. They are slanted and pointed at about 70 degrees. I can't turn them - 144, 432, 1296, 2304 and 3456 mhz. Six meters and 222 are on a separate elevator roof and may still be up. **I will not "ever" be climbing again**, so I am likely to be off most if not all of the bands for awhile. Assuming the landlord doesn't order the antennas removed, I will look into paying for the required restoration work some time in the future.

The 432, 1296, 2304 and 3456 antennas are not touching the roof and hopefully will work with reasonable swr. I may, at least, be able to make contacts stuck at ~ 70 degrees. The swr on 144 MHz is likely going to be too high to xmit. I will report on final outcomes in the coming days. I will not be able to run the 144 net anytime soon. I may be able to check into some of the nets. We shall see.

7 3

Jerome - K3GNC

Southeastern VHF Society Conference

The SVHF Society will hold our convention in Charlotte, NC this year on April 28 and 29 at the Doubletree by Hilton Hotel Charlotte Airport, 2600 Yorkmont Road, Charlotte, NC 28201.

We have arranged rooms at \$95; you can call 800-222-TREE and ask for this rate under the name "South East VHF Society". Registration hyperlink is currently online: (<http://svhfs.org>). The conference fee for pre-registration is \$30, Friday's Luncheon is \$15, and the Saturday's banquet is \$40.

I hope to see many of you there, Gary Greene, W2ZV, conference committee member.

SVHFS Call For Papers

Jim Worsham, W4KXY@bellsouth.net is the contact person.

Papers and presentations are solicited on both the technical and operational aspects of VHF, UHF and Microwave weak signal amateur radio. Some suggested areas of interest are:

- **Transmitters**
- **Receivers**
- **Transverters**
- **RF Power Amplifiers**
- **RF Low Noise Pre Amplifiers**
- **Antennas**
- **Construction Projects**
- **Test Equipment And Station Accessories**
- **Station Design And Construction**
- **Contesting**
- **Roving**
- **DXpeditions**
- **EME**
- **Propagation (Sporadic E, Meteor Scatter, Tropospheric ducting, etc.)**
- **Digital Modes (WSJT, etc.)**
- **Digital Signal Processing (DSP)**
- **Software Defined Radio (SDR)**
- **Amateur Satellites**
- **Amateur Television**

In general papers and presentations on non-weak signal related topics such as FM repeaters and packet will not be accepted but exceptions may be made if the topic is related to weak signal. For example, a paper or presentation on the use of FM simplex in contests or on the use of APRS to track rovers during contests would be considered.

43rd ANNUAL EASTERN VHF/UHF/ MICROWAVE CONFERENCE

Fri./Sat./Sun. April 21-22-23, 2017
BAYMONT INN & SUITES
20 Taylor St., Manchester, CT 06042

(just a few miles northeast of Hartford, CT off I-84, at Exit 63)

Registration ONLY \$20!! (\$30 after April 1)
Includes: Saturday Pizza+Sub Lunch
Thursday & Friday -- Evening Super
Hospitality Room, Proceedings CD

Sat. Eve. Banquet Buffet \$30. Must order banquet before April 10.

Extra Proceedings CD's -- \$5ea. at the Registration Desk

Registration Web Page will be on-line soon

You will be able to reserve rooms soon

Discounted VHF Conference Room Rate again this year, available Thurs, Fri, Sat, & Sun nights \$79 for 2 double beds or 1 king, \$99 for a suite plus CT state tax

Want to give a Presentation and/or have something for the Proceedings? Have some Pictures of Interesting Projects? **Please email Paul Wade: W1GHZ@arrl.net**

Check: www.newsvhf.com for updates

The Wayback Machine **In CHEESE BITS, 50 Years** **Ago**

Nibbles from March 1967. Vol. X Nr. 1
de Bert, K3IUV
(author's comments in italics)

- **“Our Prez Sez”**. *(Comments from W2EIF, Joe, 50-years ago, are still valid. I've taken the liberty of repeating them here, verbatim.)* The **1967** January VHF contest has come and gone and the scores are in at ARRL Headquarters. The official results will be printed probably in the June QST. I don't think anyone doubts that the Mt. Airy VHF Club is **again the winner**. The club amassed a very high score which we believe is more than enough to win. The club has demonstrated again, something a lot of clubs would like to achieve, namely solidarity and unity of purpose to accomplish a common goal. It is indeed gratifying to observe some of our “grass roots” members going all out to reach some quota that they have set for themselves which is “a bit better than last year”. The club depends on those people who make the lower scores to really build up the total. It can be pointed out that the top ten men (sic) of our club could have won the contest, but we could never achieve that big score without everybody doing a big job. Congratulations are in order to all of you, and to the excellent job of the contest chairman.
- **ARRL Bulletin. NR 98.** 2/2/1967. Attention VHFers. Another moonbounce success has been reported. On January 27, from 0600 to 0700 GMT, W6DNG worked F7OO on 144 Mc (MHz). Although no new record, the average beam setups used were of particular interest. W6DNG used a 32-element collinear while F7OO used 8-yagis. Further details in March (1967) QST. AR. *(So while we still make a good deal about moonbounce contacts today, realize that the pioneering work was being done in the 60's).*
- **ARRL Bulletin. NR 100.** Issued 2/16/1967. The ARRL Intruder Watch has completed another full year of operations, with more intruders having been removed from the amateur bands as a result. However, much additional work and constant vigilance are necessary. Additional volunteers are still needed, especially those with access to “sophisticated gear” *(the quotes are mine.)* AR
- **News Item.** W3BVR, Ted submitted an article extracted from the New York Times. “FCC to curb unlicensed Transmitters”. This was the start of the action to rein in the existing chaos on the 27-Mc (MHz) band. The FCC proposed to open a new band between 49.9 and 50 mc for unlicensed walkie-talkies, and then restrict the 27 mc band to licensed, channelized operation. More details included, but omitted here. *(This was the foundation of the citizens band and FRS [Family Radio Service] as we know it now).*
- **January Contest Results.** The scores for the “top 10”, and others that made 10,000 points or more were listed.

93(!) logs were submitted by the members, with a total score of 772,818. Interestingly, current members in the top ten were Stan K3IPM (#2 with 43,750 points), and Bert, K3IUV (*ye author, #6 with 23,240 points*). The over 10,000 group included EI, K3JJZ. (*All still competing after 50-years!*)

- **HAM RADIO public service.** Member W3ELI, George Van Dyke submitted a lengthy article on the public service obligations of Hams. George was very active in the ARPSC (Amateur Radio Public Service Corp). He provided some cogent thoughts on the whys and wherefores of amateurs providing public service. He entreated the members to become part of the emergency corps. Quoting, “Now – What’s all this got to do with us? As I’ve said before, as Packrats we should excel in technology, VHF, UHF and up. But we should at least do the following: a) Keep our CW capability up to minimum requirements if only for emergency use, b) We should try to keep up with the state of the art, and c) Learn how to originate a message. How to send it. How to receive a message, and how to deliver it. (This was part 1, with part 2 next month detailing how to handle traffic). (*Lot’s more detail in the original article. Read it at W3CCX.com. May seem antiquated with today’s technology, but still useful to understand*).
- **Ladies Night.** Announced for April 15, 1967 at the Buck Hotel. \$7.50 per person, Roast Beef Dinner, dancing to the music of Harvey Stone and his Four. Gifts for the Ladies. (*I’ve asked before, why can’t we resume this .long Packrat tradition? Directors, please take note.*).

- **Cable Guide.** A nice chart was included, listing RG cable numbers and their characteristic impedance. 81 cable designations were included. (*A very handy reference*).
- **W3CCX.** A question asked by EI, K3JJZ on behalf of his son, and then answered by our editor Helen. The question was “Who was Matt Gelardi, W3CCX, who we honor by using his call for the club.” Helen repeated the article first published in Cheese Bits Volume I, Nr 1. (*You can read the details at W3CCX.com, but suffice it to say that Matt was an outstanding engineer and member of the Packrats since June of 1956. He died in 1958, when the club applied for and obtained his call to honor his memory*).
- **Humor.** Another humorous article by member WA3BIV, Carl Barish. This time it was a science fiction discussion of Ham Radio operation in 1980. It was based on experimental “Time Diversity Transmission”. (*Go read it and have a laugh.*)
- **Solar Flares and Quasars.** A pair of articles extracted from the Evening Bulletin of Jan 27, 1967 (*another “things that aren’t there anymore”*). A collection of interesting details about quasars (*quasi-stellar radio source – I bet you didn’t know what it stood for*), solar flares, galactic explosions and other astrophysical phenomenon. Both interesting and educational.
- **Swap & Shoppe.** A large list of “for sale” items from the estate of good member W3UMI, Willie. Also, from K4MLY, a Clegg Zeus (\$399) and a Clegg Interceptor (\$350). (*Who else beside K3IPM and K3TUF remember these?*). Another “teaser” list of items

Events

For inclusion, please direct event notices to the editor.

VHF Spring Sprints 2 Meters - Contest - April 17, 2017, 7-11pm local. Rules and further info at <https://sites.google.com/site/springvhfupsprints/home/2017-information>

VHF Spring Sprints 222 MHz - Contest - April 25, 2017, 7-11pm local. Rules and further info at <https://sites.google.com/site/springvhfupsprints/home/2017-information>

VHF Spring Sprints 432 MHz - Contest - May 3, 2017, 7-11pm local. Rules and further info at <https://sites.google.com/site/springvhfupsprints/home/2017-information>

VHF Spring Sprints Microwaves - Contest - May 6, 2017, 8am-2pm local. Rules and further info at <https://sites.google.com/site/springvhfupsprints/home/2017-information>

WARC Hamfest - Hamfest/Convention - May 7, 2017 EPA Conference and Warminster ARC Hamfest. New location Bucks County Community College, Bristol campus on PA route 413 just off of the exit of I-95. See <http://wp.k3dn.org/hamfest/> for details.

VHF Spring Sprints 6 Meters - Contest - May 13 - 14, 2017, 2300Z to 0300Z. Rules and further info at <https://sites.google.com/site/springvhfupsprints/home/2017-information>

ARRL June VHF QSO Party - Contest - June 10 - 12, 2017. Details to follow.

Valley Forge Hamfest - Hamfest - July 8, 2017 - at Kimberton Fire Co. Fairgrounds, Route 113 (Pike Springs Rd.) & Firehouse Lane • Kimberton / Phoenixville, PA. Details at <http://www.marc-radio.org/hamfest2.htm>

CQ WW VHF - Contest - July 15-16, 2017. Details to follow.

...Wayback cont'd

from the estate of member W3GLI, George, to be sold at the next meeting was included.

Postage remained at 10c this month (7 sheets 8-1/2" x 14"). As in previous editions, many "folksy" comments about members, their families, and activities were included in this edition of Cheese Bits. If interested, or for more detail on the above items, visit www.W3CCX.COM and read the full issue posted there by our Webmaster, Ron, W3RJW).

thirty, de K3IUW



W3HMS January Contest Report

The contest was fun and my score was the best since 2010. Mine is a small station on a standard size city lot about 10 miles southwest of Harrisburg. The H.A.T. is about 500 ft so I am limited to a shorter tower than ideal filled with antennas smaller than desired. I believe, however, that two creations of Roger, W3SZ added to the number of Packrats that I worked. These are the chat room and the new Packrat Finder (PRF) which were really neat innovations hence new tools in our contest tool boxes. One feature of PRF not apparent at the outset to me was the ability to glance at call letters and see what bands were worked and what were missing. This also was a verification of the logging fidelity. I was also pleased to make some Meteor Scatter contacts, thanks K1JT, as this added new life and interest to the contest. One element of "rain": my 902/3 receive did not, so some fine QSOs with good stations were missed. But just wait till next year!!!!...**73, John, W3HMS, 28 Jan 17**

Lunar-Link International

VHF & UHF amplifiers
for demanding modes

50 - 144 - 222 - 432 MHz

EME - Digital - Contesting



www.lunarlink.com

info@lunarlink.com

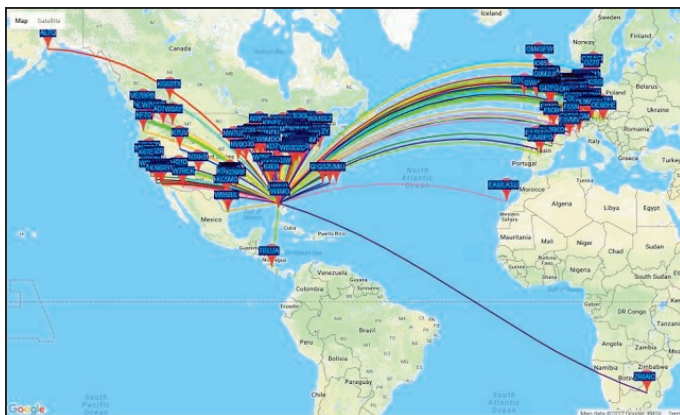
33 Ball Pond Road Danbury, CT

Joe, K3VEQ January VHF Contest Report

Band QSOs QSO pts. Grids Points

Band	QSOs	QSO pts.	Grids	Points
144	56	56	9	504
222	20	40	3	120
432	9	18	3	54
TOTAL	85	114	15	1710

While I am waiting for a power supply for my Maestro to arrive, I decided to try my hand at WSPR, check out my entries on WSPRNet.
--K3TUF



Hard to see in the pic, but among the recipients of K3TUF's WSPR beacon signal was ZR6AIC --Ed.

G AND G ELECTRONICS OF MARYLAND

JEFF GOLDMAN, K3DUA

PO Box 222
Lisbon, MD 21765-0222

(301)258-7373
EMAIL: k3dua@erols.com

-Dealers in New and used electronics-



Bob Fischer Company, Inc

Eastern Van Ladder Sales Representative

*Ask Me: "How can I reach
45ft high from my Van"?*

283-B Egg Harbor Rd. #125
Sewell, NJ 08080
(800) 852-0120
Cell: (609) 440-2916
bobfischercompany@gmail.com

Bob Fischer

DESTINATIONS TRAVEL

A Full Service Travel Agency

HARRIET SOLTOFF

Travel Consultant

XYL, K3IUU

229 Fairway Dr
Warminster, PA 18974-3797

Phone: 215-957-6084
Fax: 215-957-6085
E-Mail: BSoltoff@Comcast.net



Joel Knoblock W3RFC

www.therfc.com

The R.F.Connection

213 N. Frederick Ave. #11WWW
Gaithersburg, MD 20877 USA


World wide shipping via FED-EX or US Post Office

Tech Line 301/840-5477 Order Line 800/783-2666

Fax Line 301/869-3680


Hours: Monday-Friday 9:30am-5:30pm Eastern
All major credit cards accepted

Cheese Bits
709 Lincoln Avenue
Cranford NJ 07016



TO:

MT. AIRY VHF RADIO CLUB, INC.



DOWN EAST MICROWAVE

Manufacturers and Distributors
Of VHF/UHF/SHF Equipment and Parts
50 to 10,368 MHz

- No-Tune Linear Transverters
- Linear Power Amplifiers
- Low Noise Preamps
- Coax Relays, Coax Cable, Connectors
- Crystals, Chip Capacitors, MMICs, Transistors, RF Modules

For All Equipment
Steve Kostro, N2CEI

<http://www.downeastmicrowave.com>

19519 78th Ter.
Live Oak FL 32060
Tel. 386-364-5529 (Voice)